



INDUSTRIAL CAPACITY DHW STORAGE TANKS 6000 to 12000 litres

lapesa has a range of DHW storage tanks with capacities of more than 5000 litres for special installations and industrial applications, made in **STAINLESS STEEL** or **COATED STEEL**.

lapesa has a range of DHW storage tanks with capacities of **more than 5000 litres** for special installations and industrial applications. DHW storage and production tanks made in **STAINLESS STEEL** or **COATED STEEL**.

This range of tanks can be fitted with our system of detachable stainless steel coils, adapting the heat exchange area to the installation's thermal power.

They are also designed to incorporate electric heating elements, both for back-up heating and as main heating. Our "dry" electric heating system with ceramic heating elements can be integrated in the ND400 side manhole, allowing the heating elements to be replaced without having to drain the storage tank.

The main options available for these storage tanks are "**lapesa correx-up**" permanent cathodic protection units or detachable insulation in 50 or 100 mm-thick glassfibre with PVC external lining (separate supply).

EQUIPMENT

WITH COILS:

MXV and **MV** models can be fitted with one or two sets of **lapesa** detachable stainless steel coils, up to 10 m² of exchange area per set, adapting to the thermal power of the external source and the requirements of the installation.



EQUIPMENT

WITH ELECTRIC HEATING ELEMENTS:

The ND400 side manhole can be fitted with low charge density Incoloy 800 electric heating elements to achieve a maximum power of 200 Kw. The equipment option with our "dry" system with ceramic heating elements allows to achieve a maximum power of 48 Kw. As a special manufacturing option, this range of storage tanks can include a second ND400 side manhole to obtain up to 400 Kw with immersion heating elements and 96 Kw electric power with ceramic heating elements.



APPLICATIONS

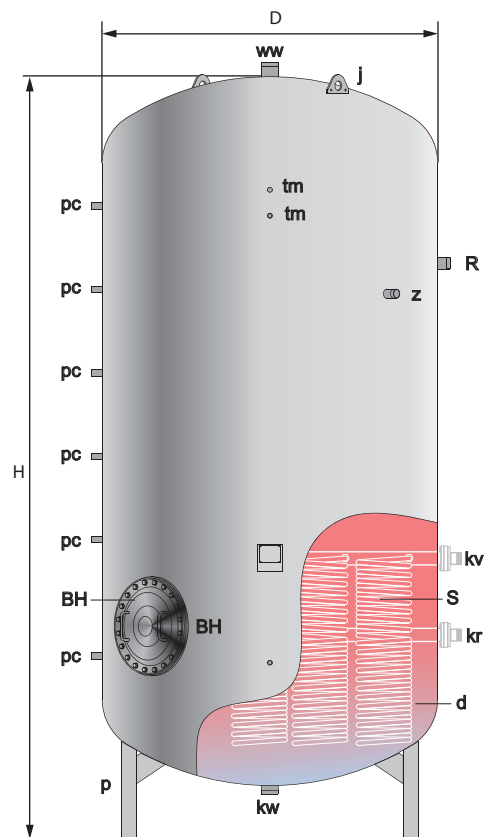
**INDUSTRIAL CAPACITY STORAGE TANKS
6000 to 12000 litres**

- Industrial applications
- Food industry
- Textile industry
- Large storage volume facilities
- Centralized DHW facilities
- Energy management centres
- Specific projects



DHW TANKS: STAINLESS STEEL

- Capacity: **6000 to 12000 litres.**
- Material: **AISI 304 L or AISI 316 L stainless steel.**
- Working pressure: **8 bar** (optional: 10, 12 bar).
- Maximum working temperature: **90°C.**
- **ND400** side manhole.
- Internal surface treatment: chemical pickling and passivation.
- Installation: vertical (horizontal as an option).
- OPTIONAL: **lapesa** detachable coils system for DHW production.
- OPTIONAL: "lapesa correx-up" permanent cathodic protection unit.
- OPTIONAL: immersion or ceramic electric heating elements.
- OPTIONAL: thermal insulation, flexible PVC external lining with 50 or 100 mm thick glass fibre, supplied separately.

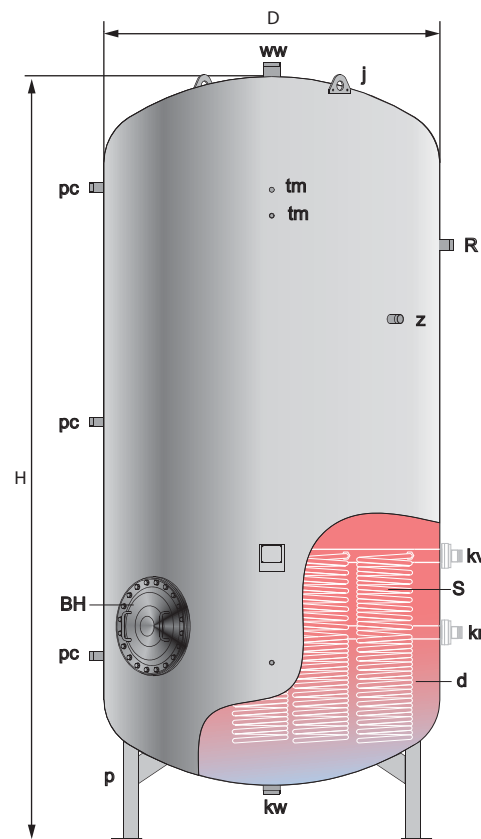


BH - Manhole ND400
 d - DHW tank
 j - Lifting lugs
 p - Support legs
 S - Heating coils (OPTIONAL)

GENERAL CHARACTERISTICS		MXV-6000-RB	MXV-8000-RB	MXV-10-RB	MXV-12-RB
DHW capacity	l.	6000	8000	10000	12000
D: external diameter	mm.	1750	1750	1750	1750
H: overall height	mm.	3308	4058	4808	5808
kw: cold water inlet / drain	" GAS/M	3	3	3	3
ww: DHW outlet	" GAS/M	3	3	3	3
z: recirculation	" GAS/M	1 1/2	1 1/2	1 1/2	1 1/2
R: side connection	" GAS/F	2	2	2	2
pc: "lapesa correx up" connection	" GAS/M	3/4	3/4	3/4	3/4
tm: probe tube connection for sensors	" GAS/F	1/2	1/2	1/2	1/2
Empty weight (approx.)	Kg	628	757	887	1059
Side manhole	ND	ND400	ND400	ND400	ND400
COILS OPTION (heat exchange surface 10 M ²)		MXV-6000-SB	MXV-8000-SB	MXV-10-SB	MXV-12-SB
kv: primary input	" GAS/M	2	2	2	2
kr: primary return	" GAS/M	2	2	2	2
Empty weight (approx.)	Kg	731	860	990	1162

DHW TANKS: **COATED STEEL**

- Capacity: **6000 to 12000 litres.**
- Material: **S275JR carbon steel.**
- Interior treatment: SA 2 ½ interior shotblasting with 400 micra food grade **epoxy coating.**
- Working pressure: **8 bar** (optional: 10, 12 bar).
- Maximum working temperature: **75°C.**
- **ND400** side manhole.
- External treatment: rust prevention primer.
- Installation: vertical (horizontal as an option).
- OPTIONAL: Lapesa detachable coils system for DHW production.
- OPTIONAL: "lapesa correx-up" permanent cathodic protection.
- OPTIONAL: immersion or ceramic electric heating elements.
- OPTIONAL: thermal insulation, flexible PVC external lining with 50 or 100 mm thick glass fibre, supplied separately.




BH - Manhole ND400
 d - DHW tank
 j - Lifting lugs
 p - Support legs
 S - Heating coils (OPTIONAL)

GENERAL CHARACTERISTICS		MV-6000-RB	MV-8000-RB	MV-10-RB	MV-12-RB
DHW capacity	l.	6000	8000	10000	12000
D: external diameter	mm.	1750	1750	1750	1750
H: overall height	mm.	3308	4058	4808	5808
kw: cold water inlet / drain	" GAS/M	3	3	3	3
ww: DHW outlet	" GAS/M	3	3	3	3
z: recirculation	" GAS/M	1 1/2	1 1/2	1 1/2	1 1/2
R: side connection	" GAS/F	2 1/2	2 1/2	2 1/2	2 1/2
pc: "lapesa correx up" connection	" GAS/M	1 1/2	1 1/2	1 1/2	1 1/2
tm: probe tube connection for sensors	" GAS/F	3/4	3/4	3/4	3/4
Empty weight (approx.)	Kg	876	1057	1205	1437
Side manhole	ND	ND400	ND400	ND400	ND400
COILS OPTION (heat exchange surface 10 M ²)		MV-6000-SB	MV-8000-SB	MV-10-SB	MV-12-SB
kv: primary input	" GAS/M	2	2	2	2
kr: primary return	" GAS/M	2	2	2	2
Empty weight (approx.)	Kg	979	1160	1308	1540

TANKS: INERTIA

- Capacity: **6000 to 12000 litres.**
- Material: **S275JR carbon steel.**
- Working pressure: **6 bar.**
- Maximum working temperature: **110°C.**
- **ND400** side manhole.
- Internal treatment: free of particles.
- External treatment: rust prevention primer.
- Installation: vertical (horizontal as an option).
- OPTIONAL: electric heating elements.
- OPTIONAL: thermal insulation, flexible PVC external lining with 50 or 100 mm thick glass fibre, supplied separately.



BH - Manhole ND400
 d - DHW tank
 j - Lifting lugs
 p - Support legs

GENERAL CHARACTERISTICS		MV-6000-IB	MV-8000-IB	MV-10-IB	MV-12-IB
Capacity	l.	6000	8000	10000	12000
D: external diameter	mm.	1750	1750	1750	1750
H: overall height	mm.	3268	4090	5013	5835
a: side connection	" GAS/F	3	3	3	3
b: lower connection	" GAS/F	1 1/4	4	1 1/4	1 1/4
c: upper connection	" GAS/F	2	2	2	2
R: side connection	" GAS/F	2	2	2	2
g: conexión sensores	" GAS/F	3/4	3/4	3/4	3/4
Empty weight (approx.)	Kg	628	757	887	1059
Side manhole	ND	ND400	ND400	ND400	ND400
Empty weight (approx.)	Kg	760	1044	1243	1420

INDUSTRIAL CAPACITY STORAGE TANKS



lapesa
Solutions